


Rookie (A Main)

TQ: Conforti, Landen 10/5: 31.175

+

Round **4**

Leisure Hours Raceway



Ser#3418 12/13/2014

Sponsor	Driver Name	Car	Pos	Laps	Race Time	Behind	Fast	Average Top 5	10	15	Q#
	Conforti, Landen	1	1	10	5:22.180		28.838	31.264			1
	Lockwood, Kimberly	2	2	10	5:23.637	1.457	31.516	32.363			2
	Goodman, Ryder	4	3	10	5:31.999	9.819	32.286	33.511			4
	Battaglia, Frankie	5	4	8	5:13.733		33.000	39.239			5
	Denham, Dylan	3	5	3	5:21.306		40.080				3
	conforti, brody	7	6	1	0:22.439						7

17.5 Short Course BLINKY (B Main)

TQ: Jonny 5 14/5: 22.571

+

Round **4**

Leisure Hours Raceway



Ser#3418 12/13/2014

Sponsor	Driver Name	Car	Pos	Laps	Race Time	Behind	Fast	Average Top 5	10	15	Q#
	Heard, Walter	1	1	13	5:19.829		24.031	24.665	25.265		11
	townsend, tom	3	2	13	5:23.832	4.003	24.454	24.932	25.394		13
	Kenitz, Roger	2	3	12	5:02.495		24.960	25.318	25.603		12
	carrubba, garon	7	4	12	5:12.515	10.020	24.403	25.334	26.675		17
	Chernugel, Mark	6	5	12	5:17.679	15.184	25.706	26.089	27.255		16
	Johnson, Troy	4	6	12	5:17.906	15.411	24.755	25.155	26.670		14
	Voelz, Eric	8	7	11	5:22.492		25.738	28.121	29.995		18
	Volek, Jordon	9	8	11	5:26.663	4.171	26.709	27.954	30.367		19
	Pratl, Ryan	5	9	0							15

17.5 Short Course BLINKY (A Main)

TQ: Jonny 5 14/5: 22.571

+

Round **4**

Leisure Hours Raceway



Ser#3418 12/13/2014

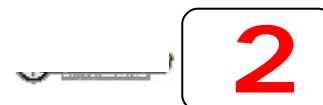
Sponsor	Driver Name	Car	Pos	Laps	Race Time	Behind	Fast	Average Top 5	10	15	Q#
	Jonny 5	1	1	14	5:11.672		22.356	22.642	22.905		1
	Sanchez, "Dirty"Chris	3	2	14	5:12.100	0.428	22.244	22.543	22.812		3
	McCarthy, Eric	2	3	14	5:19.289	7.617	22.347	22.714	22.963		2
	townsend, tom	12	4	13	5:20.447		24.723	24.858	25.154		Bump
	Eisbrener, Preston	5	5	12	4:42.789		23.524	23.950	24.378		5
	Russell, Ed	10	6	12	5:03.264	20.475	24.684	25.248	25.855		10
	Merritt, Mkey	7	7	12	5:04.773	21.984	24.391	25.036	25.857		7
	Melia, Buzz	6	8	12	5:08.539	25.750	23.712	24.281	25.798		6
	Heard, Walter	11	9	12	5:09.352	26.563	24.756	25.077	25.728		Bump
	Eisbrener, Allen	9	10	11	4:55.546		24.432	25.234	28.151		9
	Krzywos, Dave	8	11	11	5:00.579	5.033	24.931	25.907	28.412		8
	Cupcake	4	12	8	3:26.737		24.499	26.894			4

2 Wheel Modified Buggy (E Main)[†]

TQ: *Crosley, Cory* 15/5: 18.512

Round **4**

Leisure Hours Raceway



Ser#3418 12/13/2014

Sponsor	Driver Name	Car	Pos	Laps	Race Time	Behind	Fast	Average Top 5	10	15	Q#
	Houghton, Ken	7	1	14	5:07.649		20.876	21.094	21.737		9998
	Krisher, Mke	1	2	13	5:12.855		23.328	23.767	24.369		41
	Dickinson, David	3	3	11	5:30.819		28.027	28.492	31.417		43
	Bernie	2	4	0							42
	Chernugel, Mark	4	5	0							44
	Chuckles	5	6	0							45
	Voelz, Eric	6	7	0							46

2 Wheel Modified Buggy (D Main)[†]

TQ: *Crosley, Cory* 15/5: 18.512

Round **4**

Leisure Hours Raceway



Ser#3418 12/13/2014

Sponsor	Driver Name	Car	Pos	Laps	Race Time	Behind	Fast	Average Top 5	10	15	Q#
	Houghton, Ken	11	1	14	5:07.079		20.847	21.202	21.528		9998
	Reed, Anthony	2	2	13	5:00.785		22.705	22.941	23.414		32
	Aschliman, Chris	10	3	13	5:01.983	1.198	22.319	22.565	23.415		40
	Trandell, Joe	1	4	13	5:03.815	3.030	22.149	22.354	22.976		31
	Krzywos, Brenden	5	5	13	5:06.682	5.897	22.749	23.060	23.585		35
	Davitto, Rick	3	6	13	5:10.896	10.111	23.223	23.370	23.646		33
	Smith, Ryan	4	7	13	5:12.557	11.772	22.818	23.179	23.674		34
	Kasza, Justin	8	8	13	5:15.671	14.886	22.898	23.199	24.406		38
	Palaggi, Jerry	6	9	13	5:22.877	22.092	22.895	23.465	24.582		36
	Krisher, Mke	13	10	12	5:02.867		24.055	24.629	25.737		Bump
	Russell, Ed	7	11	5	2:01.837		23.528				37
	Wiggins, Jared	9	12	0							39
	Houghton, Ken	12	13	0							Bump

2 Wheel Modified Buggy (C Main)[†]

TQ: *Crosley, Cory* 15/5: 18.512

Round **4**

Leisure Hours Raceway



Ser#3418 12/13/2014

Sponsor	Driver Name	Car	Pos	Laps	Race Time	Behind	Fast	Average Top 5	10	15	Q#
	Houghton, Ken	11	1	14	5:03.109		20.679	21.169	21.446		Bump
	Blades, Jason	1	2	14	5:03.924	0.815	21.795	21.895	22.168		21
	Flake, Matt	2	3	14	5:12.173	9.064	22.445	22.522	22.701		22
	Kiefer, Colton	4	4	14	5:13.910	10.801	21.742	21.956	22.341		24
	J Dubb	9	5	14	5:16.693	13.584	22.587	22.747	23.066		29
	Tomsovic, Kevin	7	6	13	5:02.362		21.855	22.353	23.425		27
	Reed, Anthony	12	7	13	5:02.765	0.403	22.815	23.005	23.539		Bump
	Bush, Chris	8	8	13	5:02.875	0.513	21.841	22.134	23.464		28
	Podolski, Cory	3	9	13	5:05.271	2.909	22.232	22.538	23.302		23
	Jossens, William	5	10	13	5:12.814	10.452	22.144	23.228	24.571		25
	Curry, Shane	10	11	13	5:17.169	14.807	22.390	22.740	23.922		30
	Sudantas, Rich	6	12	13	5:18.728	16.366	22.059	22.730	24.479		26

2 Wheel Modified Buggy (B Main)[†]

TQ: Crosley, Cory 15/5: 18.512

Round **4**

Leisure Hours Raceway

Ser#3418 12/13/2014

Sponsor	Driver Name	Car	Pos	Laps	Race Time	Behind	Fast	Average Top 5	10	15	Q#
	Houghton, Ken	11	1	15	5:18.402		20.898	21.150	21.402		Bump
	Jucha, Brian	1	2	14	5:01.523		21.492	21.737	21.935		11
	Wells, Mke	4	3	14	5:06.221	4.698	21.492	21.664	21.950		14
	Super D	3	4	14	5:07.195	5.672	21.541	21.750	21.989		13
	Miller, Dayton	5	5	14	5:07.889	6.366	21.772	21.929	22.072		15
	Zippy	2	6	14	5:11.894	10.371	21.331	21.716	22.157		12
	Nyikes, Bryce	6	7	14	5:12.910	11.387	21.429	21.879	22.385		16
	Blades, Jason	12	8	14	5:16.044	14.521	21.814	21.983	22.550		Bump
	Mellow	8	9	14	5:16.660	15.137	21.451	21.715	22.539		18
	Seffrood, Aric	10	10	13	5:02.925		21.845	22.156	23.227		20
	Frazier	9	11	13	5:04.828	1.903	21.799	22.622	23.737		19
	Schlegel, Special Craig	7	12	8	2:56.104		21.686	22.428			17



2 Wheel Modified Buggy (A Main)[†]

TQ: Crosley, Cory 15/5: 18.512

Round **4**

Leisure Hours Raceway

Ser#3418 12/13/2014

Sponsor	Driver Name	Car	Pos	Laps	Race Time	Behind	Fast	Average Top 5	10	15	Q#
	Horne, Al	5	1	15	5:11.993		21.003	21.066	21.252		5
	Crosley, Cory	1	2	15	5:12.575	0.582	20.663	20.840	21.029		1
	Horne, Aydin	4	3	15	5:15.875	3.882	20.898	21.017	21.161		4
	Perillo, Mason	10	4	15	5:16.853	4.860	20.905	21.098	21.273		10
	Kruse, Colton	2	5	15	5:17.647	5.654	20.466	20.753	21.050		2
	Kochanski, Mke	6	6	15	5:19.677	7.684	19.781	20.872	21.202		6
	Wick, Paul	8	7	14	5:04.323		21.472	21.574	21.854		8
	Houghton, Ken	11	8	14	5:04.529	0.206	20.923	21.166	21.490		Bump
	Cush,	3	9	14	5:05.687	1.364	20.753	20.995	21.401		3
	Sorwell, Joe	9	10	14	5:10.996	6.673	21.300	21.499	22.137		9
	Alexander, Aaron	7	11	14	5:17.355	13.032	20.726	21.277	22.216		7
	Jucha, Brian	12	12	1	0:16.449						Bump



17.5 Buggy BLINKY (C Main)[†]

TQ: Sanchez, "Dirty"Chris 14/5: 07.000

Round **4**

Leisure Hours Raceway

Ser#3418 12/13/2014

Sponsor	Driver Name	Car	Pos	Laps	Race Time	Behind	Fast	Average Top 5	10	15	Q#
	Krzywos, Brenden	2	1	13	5:13.357		23.033	23.380	24.533		22
	Frank P	4	2	13	5:17.568	4.211	23.536	23.694	24.533		25
	Krzywos, Dave	5	3	13	5:18.572	5.215	24.121	24.558	24.908		26
	Wells, Tiffany	6	4	13	5:21.048	7.691	24.210	24.756	25.140		27
	Krisher, Mke	3	5	12	5:03.042		23.586	24.414	25.654		23
	Cook, Jeff	8	6	12	5:04.418	1.376	24.114	24.657	26.033		29
	Reed, Anthony	1	7	12	5:21.640	18.598	23.339	25.134	27.131		21
	Chernugel, Mark	9	8	11	5:00.941		25.818	25.958	27.874		30
	Voelz, Eric	10	9	11	5:05.455	4.514	24.503	26.379	28.794		31
	Burke, Lucas	12	10	11	5:09.374	8.433	26.596	27.629	29.157		33
	carrubba, garon	11	11	1	0:20.439						32
	Bernie	7	12	0							28



17.5 Buggy BLINKY (B Main)

TQ: Sanchez, "Dirty"Chris 14/5: 07.000

+

Round **4**

Leisure Hours Raceway



Ser#3418 12/13/2014

Sponsor	Driver Name	Car	Pos	Laps	Race Time	Behind	Fast	Average Top 5	10	15	Q#
	JR, Frank	4	1	14	5:14.498		22.701	22.784	22.939		14
	Piske, Jeff	2	2	14	5:19.885	5.387	22.518	22.858	23.158		12
	Johnson, Mchelle	1	3	14	5:21.111	6.613	22.116	22.672	23.019		11
	Merritt, Mkey	5	4	13	5:03.633		23.099	23.465	23.861		15
	Krzywos, Brenden	11	5	13	5:05.850	2.217	23.064	23.223	23.559		Bump
	Eisbrener, Preston	7	6	13	5:07.501	3.868	23.070	23.290	23.778		17
	Dragun, Eric	3	7	13	5:11.418	7.785	23.074	23.186	23.650		13
	Russell, Ed	9	8	13	5:19.244	15.611	23.530	23.677	24.591		19
	Frank P	12	9	13	5:31.162	27.529	22.792	23.390	25.144		Bump
	Jonny 5	6	10	12	5:12.506		23.771	24.220	25.754		16
	Kenitz, Roger	8	11	12	5:13.792	1.286	24.501	24.630	26.418		18
	Eisbrener, Allen	10	12	0							20

17.5 Buggy BLINKY (A Main)

TQ: Sanchez, "Dirty"Chris 14/5: 07.000

+

Round **4**

Leisure Hours Raceway



Ser#3418 12/13/2014

Sponsor	Driver Name	Car	Pos	Laps	Race Time	Behind	Fast	Average Top 5	10	15	Q#
	Miller, Dayton	4	1	14	5:06.270		21.643	21.886	22.222		4
	Sanchez, "Dirty"Chris	1	2	14	5:06.530	0.260	20.808	21.285	22.141		1
	Blades, Jason	5	3	14	5:08.196	1.926	21.752	21.847	22.283		5
	Madsen	2	4	14	5:11.382	5.112	21.595	21.722	22.123		2
	Horne, Austin	6	5	14	5:13.283	7.013	21.518	21.847	22.457		6
	Meiferdt, Cody	8	6	14	5:14.636	8.366	21.473	21.591	22.657		8
	Bush, Chris	3	7	14	5:15.225	8.955	21.553	21.892	22.289		3
	JR, Frank	11	8	13	5:01.487		22.243	22.574	23.187		Bump
	Chuckles	10	9	13	5:02.384	0.897	22.614	22.812	23.204		10
	Wick, Austin	7	10	13	5:07.601	6.114	22.518	22.726	23.525		7
	Piske, Jeff	12	11	13	5:13.995	12.508	22.804	22.996	24.059		Bump
	Sudantas, Rich	9	12	7	2:54.333		22.867	26.234			9

Stadium Truck (A Main)

TQ: Horne, Aydin 14/5: 02.548

+

Round **4**

Leisure Hours Raceway



Ser#3418 12/13/2014

Sponsor	Driver Name	Car	Pos	Laps	Race Time	Behind	Fast	Average Top 5	10	15	Q#
	Horne, Aydin	1	1	15	5:17.624		21.345	21.434	21.674		1
	Frank Jr.	5	2	13	5:03.895		22.944	23.416	23.875		5
	Cush,	2	3	12	4:17.187		21.743	21.947	22.150		2
	Heard, Walter	4	4	12	5:01.797	44.610	24.129	24.824	25.778		4
	Stillwell, Donnie	6	5	12	5:11.167	53.980	24.655	25.539	26.759		6
	Horne, Austin	3	6	0							3

Modified Short Course (A Main)

+

Round 4

TQ: Jonny 5 13/5: 04.009

Leisure Hours Raceway

**18**

Ser#3418 12/13/2014

Sponsor	Driver Name	Car	Pos	Laps	Race Time	Behind	Fast	Average Top 5	10	15	Q#
	Jonny 5	1	1	14	5:09.565		22.374	22.491	22.737		1
	Zippy	3	2	14	5:15.090	5.525	22.369	22.646	22.890		3
	Nyikes, Bryce	6	3	13	5:01.874		22.928	23.054	23.463		6
	Schraeger, Jake	2	4	13	5:08.858	6.984	21.927	22.601	23.592		2
	McCarthy, Eric	4	5	13	5:09.090	7.216	22.564	22.867	24.202		4
	Cupcake	5	6	13	5:22.991	21.117	23.334	23.717	24.999		5
	Stillwell, Donnie	7	7	12	5:23.828		26.455	26.688	27.615		7
	Dickinson, David	8	8	11	4:49.122		24.570	25.572	26.877		8
	Galvan, Marc	9	9	10	5:14.877		29.160	30.388			9
	bato, andrew	10	10	8	4:55.250		32.701	36.341			10

4x4 Short Course (B Main)

+

Round 4

TQ: Cathcart, Randy 15/5: 19.197

Leisure Hours Raceway

**11**

Ser#3418 12/13/2014

Sponsor	Driver Name	Car	Pos	Laps	Race Time	Behind	Fast	Average Top 5	10	15	Q#
	Gossett, Dustin	4	1	13	5:24.756		24.365	24.728	25.257		12
	pastore, leo	2	2	12	5:11.291		24.052	24.754	26.818		10
	Pickle\$	3	3	12	5:11.751	0.460	23.883	25.015	26.242		11
	Kenitz, Roger	1	4	12	5:16.036	4.745	24.129	24.802	27.054		9
	Dickinson, Jeff	5	5	12	5:18.040	6.749	24.667	25.375	26.646		13
	Canulda, Guy	7	6	12	5:22.180	10.889	25.308	26.053	27.299		15
	Hankey, Matt	6	7	11	5:03.832		24.582	26.268	28.906		14
	carrubba, garon	8	8	0							16

4x4 Short Course (A Main)

+

Round 4

TQ: Cathcart, Randy 15/5: 19.197

Leisure Hours Raceway

**19**

Ser#3418 12/13/2014

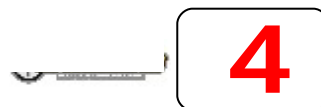
Sponsor	Driver Name	Car	Pos	Laps	Race Time	Behind	Fast	Average Top 5	10	15	Q#
	Cathcart, Randy	1	1	15	5:07.762		20.562	20.904	21.021		1
	Richards, Allen	2	2	15	5:13.118	5.356	20.830	20.999	21.226		2
	BobO	3	3	14	5:10.420		21.567	21.699	22.216		3
	Melia, Buzz	6	4	14	5:22.942	12.522	22.764	22.955	23.222		6
	Mbrney, Rod	4	5	13	5:05.822		21.830	22.218	23.366		4
	Kane, Brian	7	6	12	5:05.032		23.108	24.269	26.001		7
	Merritt, Mkey	8	7	12	5:15.502	10.470	24.066	25.188	26.858		8
	pastore, leo	10	8	12	5:19.121	14.089	23.836	25.232	27.212		Bump
	Gossett, Dustin	9	9	12	5:20.327	15.295	24.526	25.876	27.451		Bump
	McCarty, Gregg	5	10	11	5:02.165		23.650	25.428	28.986		5

4 Wheel Modified Buggy (D Main)[†]

Round **4**

TQ: Kruse, Colton 15/5: 05.107

Leisure Hours Raceway



Ser#3418 12/13/2014

Sponsor	Driver Name	Car	Pos	Laps	Race Time	Behind	Fast	Average Top 5	10	15	Q#
	Davitto, Rick	3	1	14	5:20.728		22.781	22.990	23.248		33
	Smith, Ryan	2	2	13	5:03.368		22.387	22.915	23.978		32
	Wells, Tiffany	4	3	13	5:12.477	9.109	22.940	23.331	24.212		34
	Volek, Tony	6	4	12	5:11.261		24.956	25.303	26.864		36
	Jossens, William	1	5	0							31
	Dickinson, Jeff	5	6	0							35
	Horne, Austin	7	7	0							37

4 Wheel Modified Buggy (C Main)[†]

Round **4**

TQ: Kruse, Colton 15/5: 05.107

Leisure Hours Raceway



Ser#3418 12/13/2014

Sponsor	Driver Name	Car	Pos	Laps	Race Time	Behind	Fast	Average Top 5	10	15	Q#
	Tomsovic, Kevin	4	1	14	5:14.258		20.976	21.436	22.254		24
	Reed, Anthony	6	2	14	5:22.644	8.386	21.457	21.732	22.500		26
	Podolski, Cory	3	3	13	5:00.323		21.079	21.744	22.578		23
	McCarthy, Eric	1	4	13	5:00.946	0.623	21.501	22.027	22.977		21
	Trandell, Joe	5	5	13	5:19.474	19.151	21.547	22.481	24.191		25
	McCarty, Gregg	10	6	13	5:20.024	19.701	22.096	23.335	24.648		30
	Davitto, Rick	11	7	13	5:27.095	26.772	22.486	23.536	25.156		Bump
	Krisher, Mke	8	8	12	5:07.012		22.640	23.892	26.234		28
	Chuckles	7	9	12	5:21.877	14.865	21.750	24.995	27.480		27
	Schlegel, Special Craig	2	10	11	5:07.387		20.913	22.782	29.465		22
	Smith, Ryan	12	11	2	0:40.935		26.301				Bump
	Johnson, Mchelle	9	12	0							29

4 Wheel Modified Buggy (B Main)[†]

Round **4**

TQ: Kruse, Colton 15/5: 05.107

Leisure Hours Raceway



Ser#3418 12/13/2014

Sponsor	Driver Name	Car	Pos	Laps	Race Time	Behind	Fast	Average Top 5	10	15	Q#
	Uncle E	3	1	15	5:02.543		20.105	20.313	20.498		13
	Jucha, Brian	8	2	15	5:14.768	12.225	20.432	20.814	21.123		18
	Kiefer, Colton	1	3	15	5:15.185	12.642	20.127	20.583	20.840		11
	Wells, Mke	4	4	15	5:19.631	17.088	21.183	21.343	21.472		14
	Ringwood, Jason	5	5	15	5:20.153	17.610	20.578	20.737	20.989		15
	Mellow	7	6	14	5:03.657		20.678	21.053	21.476		17
	Aschliman, Chris	6	7	14	5:12.722	9.065	20.711	21.144	22.393		16
	Nyikes, Bryce	2	8	14	5:16.429	12.772	20.822	21.239	22.242		12
	Madsen	10	9	14	5:17.033	13.376	20.923	21.120	21.482		20
	Dragun, Eric	9	10	14	5:22.826	19.169	21.754	22.077	22.545		19
	Reed, Anthony	12	11	13	5:10.844		21.632	22.952	24.333		Bump
	Tomsovic, Kevin	11	12	13	5:26.908	16.064	21.247	21.860	23.981		Bump

4 Wheel Modified Buggy (A Main)[†]

TQ: Kruse, Colton 15/5: 05.107

Round **4**

Leisure Hours Raceway



Ser#3418 12/13/2014

Sponsor	Driver Name	Car	Pos	Laps	Race Time	Behind	Fast	Average Top 5	10	15	Q#
	Crosley, Cory	3	1	16	5:17.769		19.705	19.986	20.102	20.475	3
	Horne, Al	4	2	15	5:02.808		19.940	20.060	20.278		4
	Alexander, Aaron	2	3	15	5:06.699	3.891	20.184	20.411	20.535		2
	Kochanski, Mke	5	4	15	5:10.260	7.452	20.058	20.201	20.409		5
	Kruse, Colton	1	5	15	5:10.476	7.668	20.022	20.171	20.695		1
	Horne, Aydin	7	6	15	5:16.281	13.473	20.009	20.282	20.909		7
	Meiferdt, Cody	8	7	15	5:22.707	19.899	20.616	20.917	21.312		8
	Perillo, Mason	6	8	15	5:23.133	20.325	20.115	20.301	20.761		6
	Blades, Jason	9	9	14	5:02.576		20.803	21.049	21.497		9
	BobO	10	10	14	5:14.528	11.952	20.742	21.479	22.343		10
	Uncle E	11	11	13	5:07.060		20.184	21.379	23.461		Bump
	Jucha, Brian	12	12	12	4:24.971		20.636	21.161	22.366		Bump

Ebuggy (B Main)

TQ: Cathcart, Randy 15/5: 01.677

Round **4**

Leisure Hours Raceway



Ser#3418 12/13/2014

Sponsor	Driver Name	Car	Pos	Laps	Race Time	Behind	Fast	Average Top 5	10	15	Q#
	Gossett, Dustin	3	1	14	5:09.345		21.942	22.103	22.426		13
	Lactwein, Nick	5	2	13	5:00.219		22.181	22.694	23.305		15
	Hodits, Frank	2	3	13	5:00.531	0.312	22.047	22.852	23.573		12
	Melia, Buzz	1	4	13	5:01.358	1.139	22.150	22.743	23.516		11
	Battaglia, Steve	4	5	13	5:05.949	5.730	23.098	23.345	24.005		14
	Schmidt, Mke	7	6	12	5:01.050		23.050	24.000	25.384		17
	Hankey, Matt	6	7	11	5:12.350		25.137	27.491	29.890		16
	Greenwood, Jon	8	8	9	4:25.690		22.568	25.734			18

Ebuggy (A Main)

TQ: Cathcart, Randy 15/5: 01.677

Round **4**

Leisure Hours Raceway



Ser#3418 12/13/2014

Sponsor	Driver Name	Car	Pos	Laps	Race Time	Behind	Fast	Average Top 5	10	15	Q#
	Cathcart, Randy	1	1	24	8:05.906		19.426	19.731	19.932	20.125	1
	Uncle E	3	2	24	8:18.576	12.670	20.370	20.596	20.706	20.847	3
	Richards, Allen	2	3	23	8:02.103		20.404	20.430	20.578	20.702	2
	BobO	7	4	23	8:14.306	12.203	20.179	20.592	20.914	21.202	7
	Flake, Matt	6	5	23	8:17.310	15.207	20.677	20.912	21.022	21.159	6
	Wiggins, Jared	10	6	22	8:07.775		20.821	20.959	21.251	21.571	10
	Mbrney, Rod	8	7	22	8:15.561	7.786	20.768	21.254	21.574	22.016	8
	Super D	5	8	21	8:02.801		20.708	20.867	21.347	22.342	5
	Kiefer, Colton	4	9	21	8:06.843	4.042	20.561	20.805	21.130	21.998	4
	Lactwein, Nick	12	10	21	8:17.022	14.221	22.395	22.673	23.032	23.369	Bump
	Gossett, Dustin	11	11	20	8:01.446		21.269	21.641	22.284	23.361	Bump
	McCarty, Gregg	9	12	8	8:19.473		21.667	23.405			9