

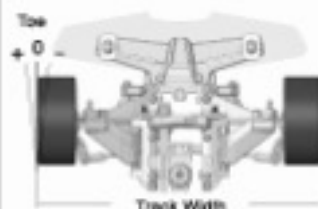
### TRACK CONDITIONS

Surface:  Smooth  Med.  Bumpy  
 Size:  Open  Med.  Tight  
 Traction:  High  Med.  Low

Track Temp/Air Temp: 30C° / 22C°

Note: \_\_\_\_\_

### FRONT SUSPENSION



Track Width: 199 mm

Anti-Roll Bar: 90°

Diff. Fluid: \_\_\_\_\_ wt  
 One Way  
 Solid Axle

Toe Angle: +5°

Front Camber: L-1.5° R-1.5°

Front Ride Height: 5 mm

Front Droop: 3 mm

Caster: all spacers in front mm

Offset:  +1.50  +0.75  
 +0.0  -0.75

#### ► TIRE

Manufacture: Matrix

Shore: L 40° R 40°

Diameter(Start): L/R 61/62 mm

Diameter(Finish): L/R 56/55 mm

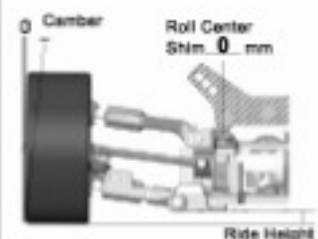
#### ► SHOCKS

Oil: Losi 30 wt

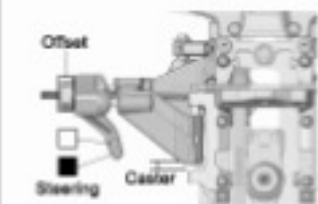
Piston: 2

Spring: TM Orange

#### ► ACKERMANN

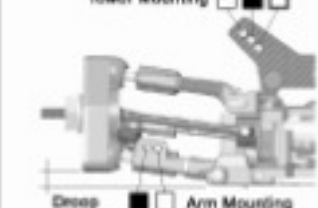


Ride Height



Steering


Tower Mounting



Droop

Arm Mounting

### REAR SUSPENSION



Track Width: 200 mm

Anti-Roll Bar: ∅ 2.2

Diff. Fluid: 50000 wt  
 Solid Axle

Toe Angle: -2°

Rear Camber: L-3.5° R -4°

Rear Ride Height: 5.5 mm

Rear Droop: 4 mm

Offset:  +1.50  +0.75  
 +0.0  -0.75

#### ► TIRE

Manufacture: Matrix

Shore: L 40° R 42°

Diameter(Start): L/R 62.5/65 mm

Diameter(Finish): L/R 55 /54 mm

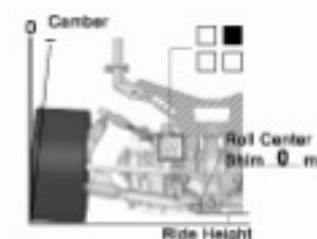
#### ► SHOCKS

Oil: Losi 30 wt


Piston: 2

Spring: Serpent Purple

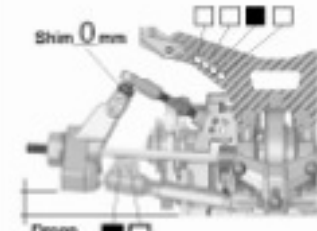
Note: used shorter ball end by Mugen to lower roll center.



Ride Height




Offset



Shim 0 mm

Droop

### ENGINE



Gear Ratio: 1st 16 T / 22 T  
 2nd 56 T / 62 T

Clutch Set Type:

3 Shoe  Push Type

Clutch Spring: TM Black

Clutch Shoe: black

Clearance: .7 mm

Engine: JP FX

Head Shim: .5 mm

Plug: Novarossi 7 cold

Fuel: Maxy's

Muffer: Novarossi 2630 6 fin header

Carb Dia: 5.4 mm

Note: \_\_\_\_\_  
 \_\_\_\_\_  
 \_\_\_\_\_

### WHEELBASE



256 mm

257 mm

258 mm

259 mm

260 mm

### BODY



Body: PF DNA3

Wing Height: Stock

Wing Position: Stock

Wing Angle: \_\_\_\_\_