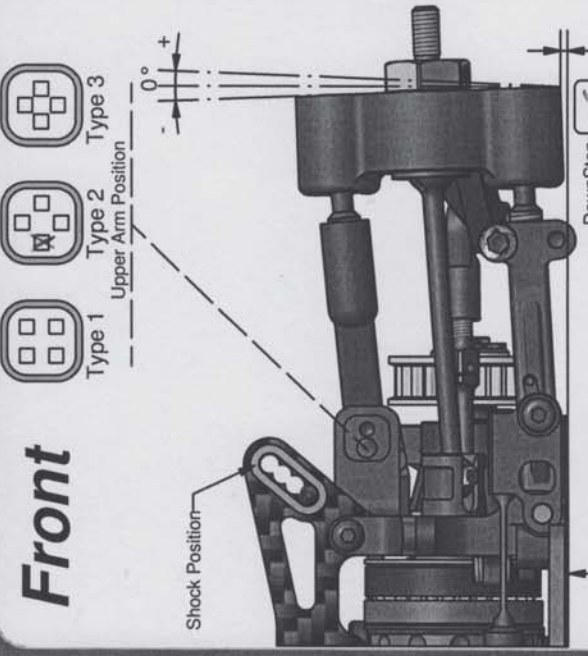


C03 Blank Set-Up Sheet

Capricorn RC

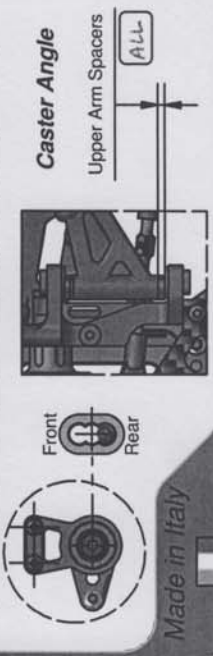
Front



Ride Height 4.5 DownStop -0.5 GROUND

CAMBER	TOE / SIDE	WIDHT
LEFT <u>1.25</u>	<u>-0.5</u>	<u>198</u>
RIGHT <u>1.25</u>		

ACKERMANN INSERTS	GEAR DIFF. OIL
10 <input type="checkbox"/> 11 <input type="checkbox"/> 12 <input checked="" type="checkbox"/>	<u>1 mil</u>



FRONT

LEFT	RIGHT	TYRES	LEFT	RIGHT
<u>Matrix</u>	<u>Matrix</u>		<u>Matrix</u>	<u>Matrix</u>
<u>35</u>	<u>35</u>	BRAND	<u>40</u>	<u>40</u>
<u>57</u>	<u>57</u>	SHORE	<u>58</u>	<u>58</u>
		DIAMETER	<u>58</u>	<u>58</u>

SHOCK ABSORBERS	Std Bore <input checked="" type="checkbox"/> Big Bore <input type="checkbox"/>
<u>1,000</u>	<u>1,000</u>
<u>RED</u>	<u>RED</u>
<u>5</u>	<u>6</u>

OIL	SPRING	PISTON	HOLES Ø

ANTI-ROLL BARS	
TYPE	<u>2.0</u>
ANGLE POS.	

1 ST	SPUR GEAR	2 ND
<input type="checkbox"/> 52	<input checked="" type="checkbox"/> 53	<input type="checkbox"/> 54
<input type="checkbox"/> 47	<input type="checkbox"/> 48	<input checked="" type="checkbox"/> 49

1 ST	PINION	2 ND
<input type="checkbox"/> 14	<input checked="" type="checkbox"/> 15	<input type="checkbox"/> 19
<input type="checkbox"/> 20	<input checked="" type="checkbox"/> 21	<input type="checkbox"/> 25

REAR

LEFT	RIGHT
<u>Matrix</u>	<u>Matrix</u>
<u>35</u>	<u>40</u>
<u>57</u>	<u>58</u>

SHOCK ABSORBERS	Std Bore <input checked="" type="checkbox"/> Big Bore <input type="checkbox"/>
<u>1,000</u>	<u>1,000</u>
<u>RED</u>	<u>RED</u>
<u>5</u>	<u>6</u>

OIL	SPRING	PISTON	HOLES Ø

ANTI-ROLL BARS	
TYPE	<u>2.0</u>
ANGLE POS.	

1 ST	SPUR GEAR	2 ND
<input type="checkbox"/> 52	<input checked="" type="checkbox"/> 53	<input type="checkbox"/> 54
<input type="checkbox"/> 47	<input type="checkbox"/> 48	<input checked="" type="checkbox"/> 49

1 ST	PINION	2 ND
<input type="checkbox"/> 14	<input checked="" type="checkbox"/> 15	<input type="checkbox"/> 19
<input type="checkbox"/> 20	<input checked="" type="checkbox"/> 21	<input type="checkbox"/> 25

DRIVE TRAIN & D.J. SHAFT

MIDDLE AXLE PULLEY	<input checked="" type="checkbox"/> 25	<input type="checkbox"/> 26	<input type="checkbox"/> D.J.
---------------------------	--	-----------------------------	-------------------------------

ENGINE

TYPE	MUFFLER
<u>ARD</u>	<u>2654</u>
PLUG	NITRO
<u>6</u>	<u>25%</u>

BODY SRS Proform **TYPE**

SET-UP SHEET

NAME DJ Apolaco

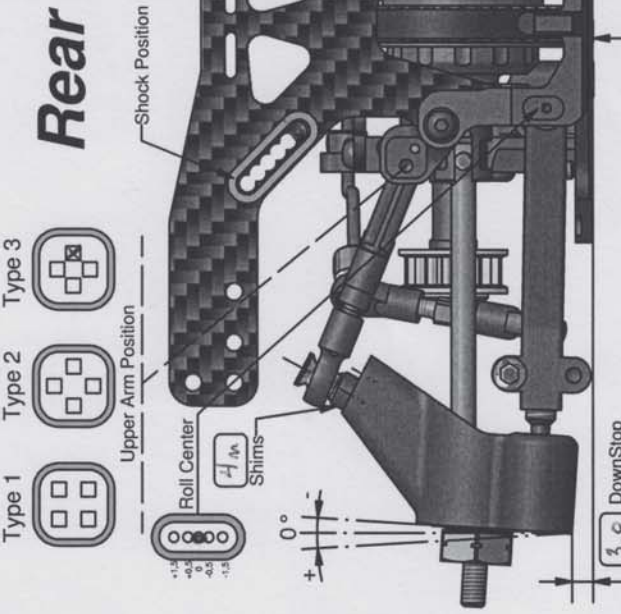
DATE 11-4-14

TRACK Fort Myers

TRACTION High **BEST LAP** 12.1

RESULT 2nd

Rear



Ride Height 5.5 DownStop 3.0 GROUND

CAMBER	TOE / SIDE	WIDHT
LEFT <u>3.5</u>	<u>+2</u>	<u>198</u>
RIGHT <u>3.5</u>		

ARM POSITION	GEAR DIFF. OIL
A <input checked="" type="checkbox"/> B <input type="checkbox"/>	<u>150 K</u>

Additional notes

I used the link system in the rear and not the Standard Rear Camber system. I also used rear Shock extensions.

Made in Italy