

DRIVER AND EVENT DETAILS

Name

Date

Event

Weather

Result

CHASSIS AND ELECTRICS

Chassis

Top Deck

Bodyshell

Wing

E.S.C

Servo

Receiver

Cells

TRACK CONDITIONS

Grip Level High Medium Low

Type Tight Open Both

Surface Carpet Tarmac Wood

Condition Smooth Bumpy

Temperature

Venue Indoor Outdoor



MOTOR AND GEARING

Motor

Rotor Diameter

Timing

Gear Pitch 48Dp 64Dp

Spur Size

Pinion Size

Transmission

Option 1 Option 2

WHEELS, TYRES AND INSERTS

Wheels

Tyres

Inserts

Tyre Additive

Additive Time

Tyre Warmers Yes No

DRIVER NOTES

Alloy rear mounts CX or plastic
=CXL
1mm shim on steering block

Front Shocks

Oil

Springs

Piston Holes 2 3

length

Rebound

FRONT SETTINGS

Drive Diff Spool One-Way Height High Low

Servo Saver Yes No Yoke Flex X M STD

Pivot Blocks Alloy

Screw Block Spacers

Wishbone Quik-Klips

Toe In-Out In-board Out-board

Ride Height (Chassis to Floor)

Droop On 10mm Block Axle Height

Anti-roll Bar No 1.40 1.60

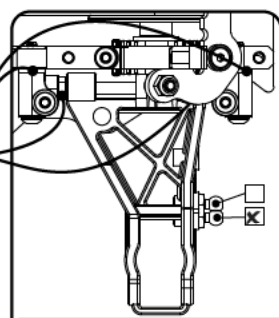
Castor 0° 2° 4° 6°

Camber Positive Negative

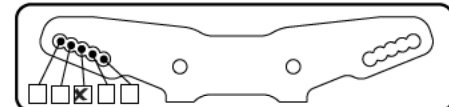
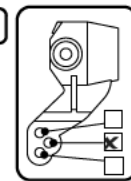
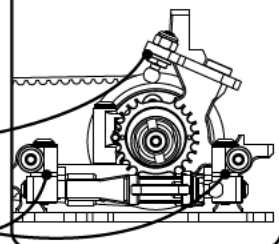
Link Washers Under Ball Under Bracket

Inboard Pin Kick-up Anti-dive Horizontal

Pivot Block Spacers



Wishbone Flex CF M



Centre Track Rod

Washers

Link Mount

1 Groove - 45mm

2 Groove - 42mm

3 Groove - 39mm

4 Groove - 37mm

REAR SETTINGS

Drive Height High Low

Pivot Blocks Alloy

Screw Block Spacers

Wishbone Quik-Klips

Toe In In-board Out-board

Ride Height (Chassis to Floor)

Droop On 10mm Block Axle Height

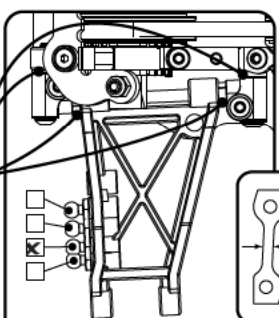
Anti-roll Bar No 1.20 1.40 1.60

Camber Positive Negative

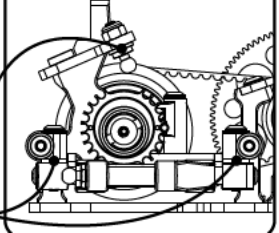
Link Washers Under Ball Under Bracket

Inboard Pin Pro-Squat Anti-Squat Horizontal

Pivot Block Spacers



Wishbone Flex CF M



Link Mount

1 Groove - 45mm

2 Groove - 42mm

3 Groove - 39mm

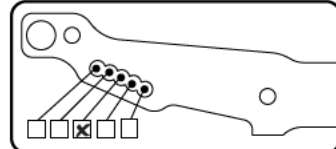
4 Groove - 37mm

1.4mm

2.4mm

3.4mm

4.4mm



Rear Shocks

Oil

Springs

Piston Holes 2 3

length

Rebound