



SET-UP SHEET

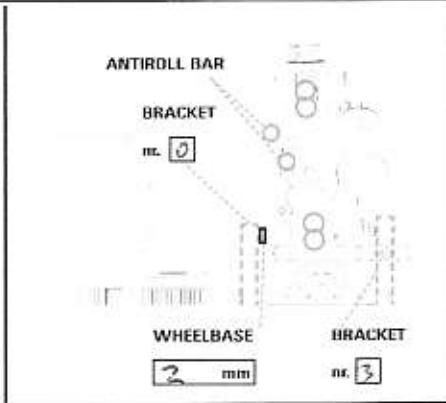
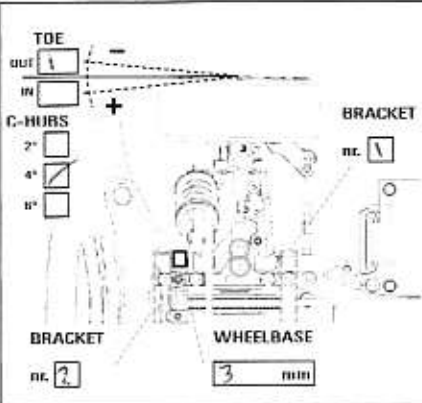


FRONT

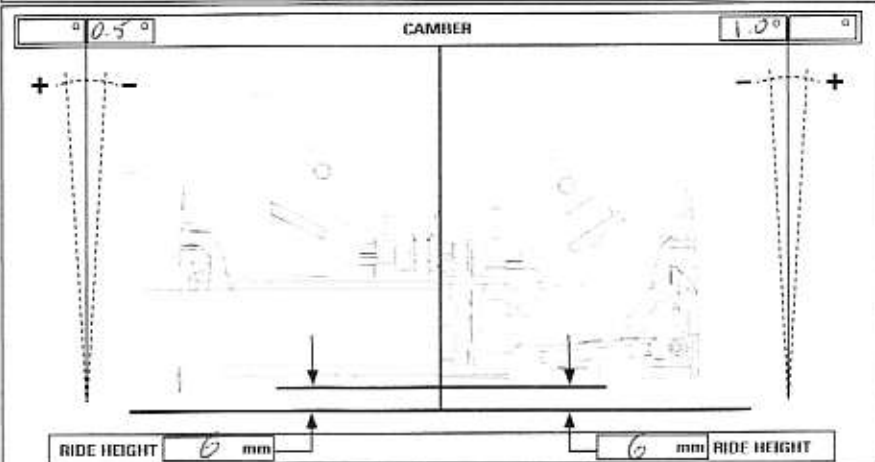
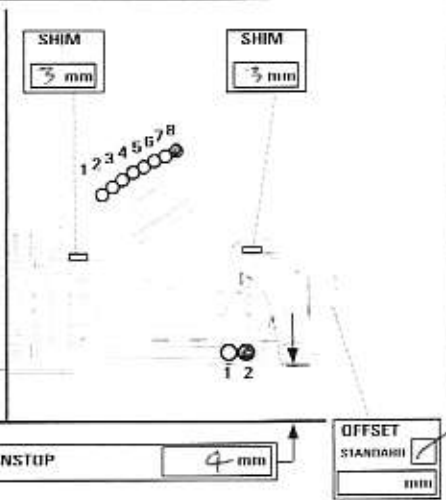
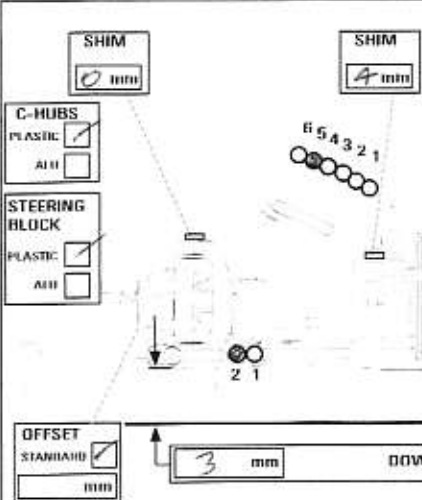
REAR

RACE _____
 TRACK _____
 NAME _____
 CITY/COUNTRY _____
 DATE _____

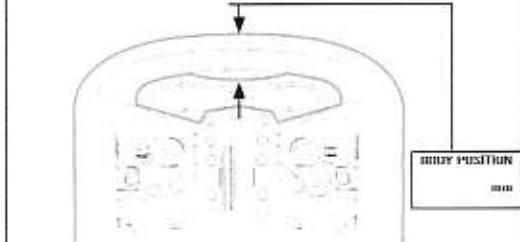
TEMPERATURE	AIR	0	TRACK	0
STARTING POSITION	BEST LAP TIME	SEC	RIVAL POSITION	RACE LENGTH
TRACK CONDITION		SEC	MIN	
<input type="checkbox"/> TECHNICAL	<input type="checkbox"/> CARPET	<input type="checkbox"/> MIXED	<input type="checkbox"/> ASPHALT	
TRACTION	<input type="checkbox"/> LOW	<input type="checkbox"/> MEDIUM	<input type="checkbox"/> HIGH	



FRONT		REAR	
TRANSMISSION			
GEAR DIFF		GEAR DIFF	
<input type="checkbox"/> CST	<input type="checkbox"/> 500	<input type="checkbox"/> CST	<input type="checkbox"/> 500
<input type="checkbox"/> ONE WAY	<input type="checkbox"/> 4 BEVEL	<input type="checkbox"/> ONE WAY	<input type="checkbox"/> 4 BEVEL
<input checked="" type="checkbox"/> SPORT	<input type="checkbox"/> SOLID	<input type="checkbox"/> SPORT	<input type="checkbox"/> SOLID
BALL DIFF		BALL DIFF	
<input type="checkbox"/> LOOSE	<input type="checkbox"/> MEDIUM	<input type="checkbox"/> LOOSE	<input type="checkbox"/> MEDIUM
<input type="checkbox"/> TIGHT	<input type="checkbox"/> TIGHT	<input type="checkbox"/> TIGHT	<input type="checkbox"/> TIGHT
MIDDLE SHAFT		FIXED <input checked="" type="checkbox"/> ONE WAY <input type="checkbox"/>	
FINION	1	SPINE GEAR	1
FINAL DRIVE RATIO		ROLLOUT	mm
MOTOR		TIMING	
MOTOR		ARMATURE	
ESC		BATTERIES	
BRUSHLESS	PROGRAM	PUNCH	INITIAL BRAKE
			AUTO BRAKE



FRONT	SHOCK ABSORBERS		REAR
OIL	500 CST	OPEN	OIL
SPRING	YAMA RUK	CLOSED	SPRING
			YAMA SLV
THICKNESS	1.4 mm	ANTI-ROLL BAR	THICKNESS
			1.9 mm
TIRES			
mm	DIAMETER	mm	mm
	INSULIN		
	ADHESIVE		



REMARKS

