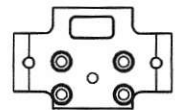

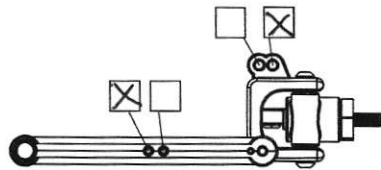
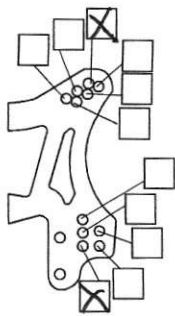


Track Conditions

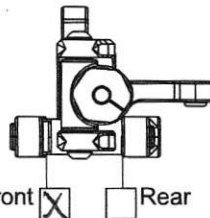
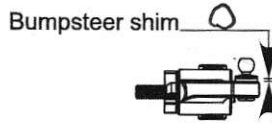
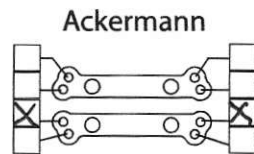
Name: _____ Composition CLAY/DIRT
 Date: _____ Traction: High Med. Low
 Track: PITSTOP HOBBLES Surface: Smooth Med. Bumpy

Front Suspension

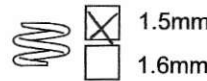
Toe +1° (out)
 Camber -1°
 Caster 0° 4° 5°
 Ride height ARMS LEVEL



+5mm
 +5mm, 7°, 66gr



Front Rear



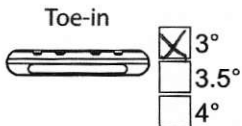
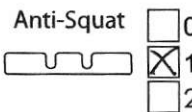
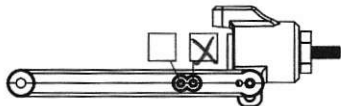
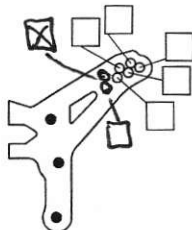
Oil 400 cst
 Spring HP M+
 Piston WORLDS 1.6x2
 REBOUND
 Limiter - In / Out
 Preload 6mm

Notes
PRO STEERING BLOCKS - MID POLE

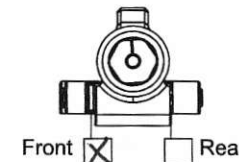
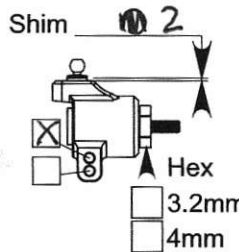
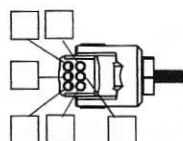
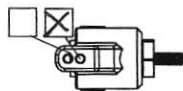
Tire PANTHER LYNX 11 (RIBS-SS)
 Wheel HP
 Inserts STOCK OPEN-CELL

Rear Suspension

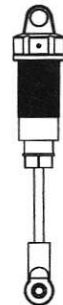
Camber -1°
 Ride height ARMS LEVEL



Gear differential Ball differential
 Diff Oil # PR BLACK GREASE



Front Rear



Oil 350 cst
 Spring HP M+
 Piston WORLDS 1.6x2
 REBOUND
 Limiter - In / Out
 Preload 10mm

Notes
 - CF GEARBOX BRACE
 - ESC BEHIND SERVO
 - SHORTY LIPO ALL THE WAY BACK

Tire AKA HANDLEBARS-LTD-SS
 Wheel HP
 Inserts AKA RED CLOSED CELL

Other

Configuration Rear Motor Midship 3 Idler 4 Idler
 Motor FANTOM APEX 10.5 Body STOCK Wing PROLINE TRIFECTA
 ESC HW EXTREME STOCK Setting DTIMING, 0 DRAG BRAKE, LEVEL 6 PUNCH CTRL

Editable by Arn0 at PetitRC.com