

# Doing what's right for Australia

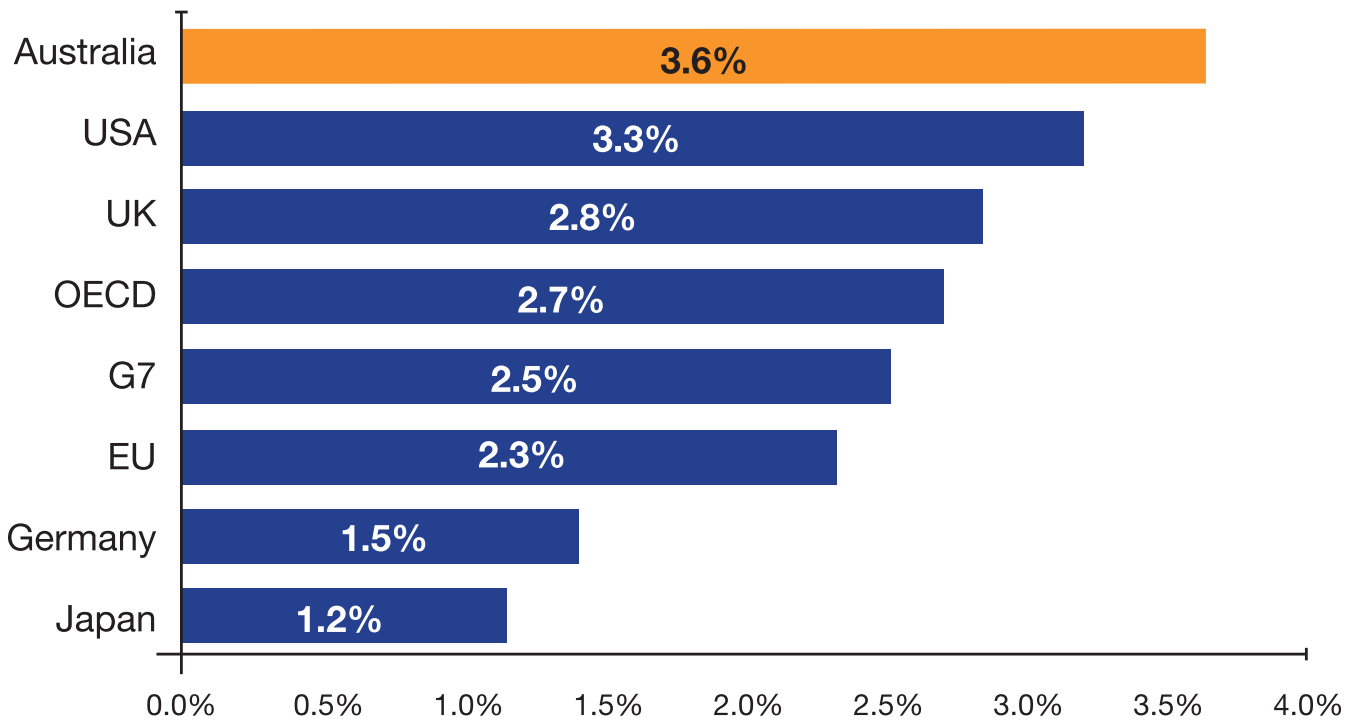
	Labor	Coalition
Net Government Debt	<b>\$95.8 billion</b> <i>(95/96)</i>	<b>ZERO</b> <i>(07/08)</i>
Interest on Net Government Debt	<b>\$8.4 billion</b> <i>(96/97)</i>	<b>ZERO</b> <i>(07/08)</i>
Average Mortgage Rates	<b>12.75%</b>	<b>7.20%</b>
Real Wages Growth	<b>-1.8%</b> <i>(Mar 83 - Mar 96)</i>	<b>19.8%</b> <i>(Mar 96 - Dec 06)</i>
Average Small Business Lending Rates	<b>14.25%</b>	<b>8.90%</b>
Unemployment Rate	<b>8.2%</b> <i>(Mar 96)</i>	<b>4.2%</b> <i>(May 07)</i>
Long Term Unemployed	<b>197,800</b> <i>(Mar 96)</i>	<b>76,000</b> <i>(Mar 07)</i>
Average Inflation	<b>5.2%</b>	<b>2.5%</b>
New Private Business Investment	<b>\$63.7 billion</b> <i>(95/96)</i>	<b>\$147.0 billion</b> <i>(05/06)</i>
Tax Burden	<b>22.3% of GDP</b> <i>(95/96)</i>	<b>20.7% of GDP</b> <i>(07/08)</i>
Middle Tax Bracket	<b>34% - up to \$38,000</b>	<b>30% - up to \$80,000</b> <i>from 1 July 2008</i>
Top Tax Bracket	<b>47% - \$50,001 +</b>	<b>45% - \$180,001 +</b> <i>from 1 July 2008</i>
Australians in Work	<b>8.3 million</b> <i>(Mar 96)</i>	<b>10.4 million</b> <i>(Apr 07)</i>
Real Net Household Wealth	<b>\$2,123 billion</b> <i>(Mar 96)</i>	<b>\$5,356 billion</b> <i>(Dec 06)</i>
Total Exports	<b>\$99 billion</b> <i>(95/96)</i>	<b>\$196 billion</b> <i>(05/06)</i>
Waterfront Crane Rates (per hour)	<b>15.9</b> <i>(Dec 95)</i>	<b>27.0</b> <i>(Jun 06)</i>
Industrial Disputes (days lost per 1,000 employees, per year)	<b>193</b> <i>(Avg 83 - 95)</i>	<b>59</b> <i>(Avg 96 - 06)</i>
Credit Rating	<b>Downgraded twice: AA</b>	<b>Upgraded twice: AAA</b>
Funding for Science and Innovation	<b>\$3.8 billion</b> <i>(95/96)</i>	<b>\$6.5 billion</b> <i>(07/08)</i>
Funding for Medical Research	<b>\$127 million</b> <i>(95/96)</i>	<b>\$951 million</b> <i>(06/07)</i>
Direct Funding for the Environment	<b>\$379 million</b> <i>(95/96)</i>	<b>\$1,699 million</b> <i>(07/08)</i>
Funding for climate change	<b>\$15.9 million</b> <i>(96/97)</i>	<b>\$499.4 million</b> <i>(07/08)</i>

	Labor	Coalition
Defence Force Funding	<b>\$10.6 billion</b> <i>(95/96)</i>	<b>\$22.0 billion</b> <i>(07/08)</i>
ADF Personnel who are "Combat Ready"	<b>45.2%</b> <i>(Jun 96)</i>	<b>66.6%</b> <i>(Jun 06)</i>
Australian Federal Police Funding	<b>\$192 million</b> <i>(95/96)</i>	<b>\$976 million</b> <i>(07/08)</i>
Funding for Indigenous Programmes	<b>\$1.7 billion</b> <i>(95/96)</i>	<b>\$3.5 billion</b> <i>(07/08)</i>
Total Spending on Health	<b>\$17.9 billion</b> <i>(95/96)</i>	<b>\$51.8 billion</b> <i>(07/08)</i>
Health as Percentage of Australian Government Spending	<b>13.6%</b> <i>(95/96)</i>	<b>22.3%</b> <i>(07/08)</i>
Australians with Private Health Insurance	<b>34%</b> <i>(1996)</i>	<b>43.4%</b> <i>(Dec 06)</i>
Immunisation Rates	<b>52%</b> <i>(0 - 6 year olds as at 1995)</i>	<b>91%</b> <i>(12 - 15 month olds as at Mar 07)</i>
Health Care for Veterans	<b>\$1.6 billion</b> <i>(95/96)</i>	<b>\$4.7 billion</b> <i>(07/08)</i>
Apprentices in Training	<b>152,700</b> <i>(Mar 96)</i>	<b>404,200</b> <i>(Sep 06)</i>
Funding for Roads	<b>\$1.6 billion</b> <i>(95/96)</i>	<b>\$3.4 billion</b> <i>(07/08)</i>
Mandatory Literacy Testing for Children	<b>NONE</b>	<b>Yrs 3,5,7,9</b>
Federal funding for Government Schools	<b>\$0.9 billion</b> <i>(95/96)</i>	<b>\$1.9 billion</b> <i>(07/08)</i>
Work for the Dole Participants	<b>NONE</b>	<b>555,489</b> <i>(since 1997)</i>
Funding for Child Care	<b>\$1.0 billion</b> <i>(95/96)</i>	<b>\$3.0 billion</b> <i>(07/08)</i>
Total Number of Aged Care Places	<b>141,292</b> <i>(Jun 96)</i>	<b>208,698</b> <i>(Dec 06)</i>
National Respite for Carers Programme	<b>\$19 million</b> <i>(96/97)</i>	<b>\$175 million</b> <i>(07/08)</i>
Funding for Overseas Aid	<b>\$1.6 billion</b> <i>(96/97)</i>	<b>\$3.2 billion</b> <i>(07/08)</i>
Black Spot Road Safety Programme	<b>SCRAPPED</b>	<b>SAVING LIVES</b>
Federal Police Drug Seizures (excluding cannabis)	<b>162 kgs</b> <i>(95/96)</i>	<b>1,114 kgs</b> <i>(05/06)</i>

In comparing levels of funding and numbers of places, it should be noted that between March 1996 and May 2007, Australia's population increased around 14% and CPI increased just 30.8%. Figures as at 10 May 2007.

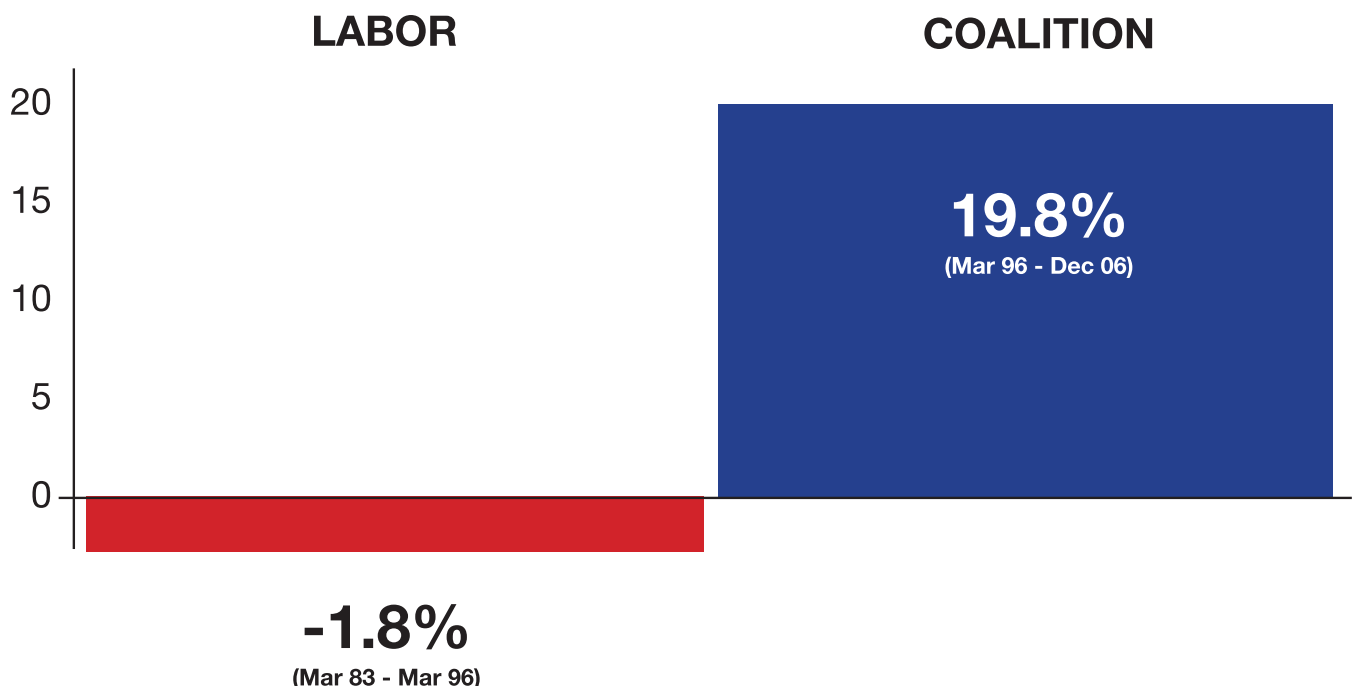
# Economic Growth

(Average annual GDP growth 1996-2006):

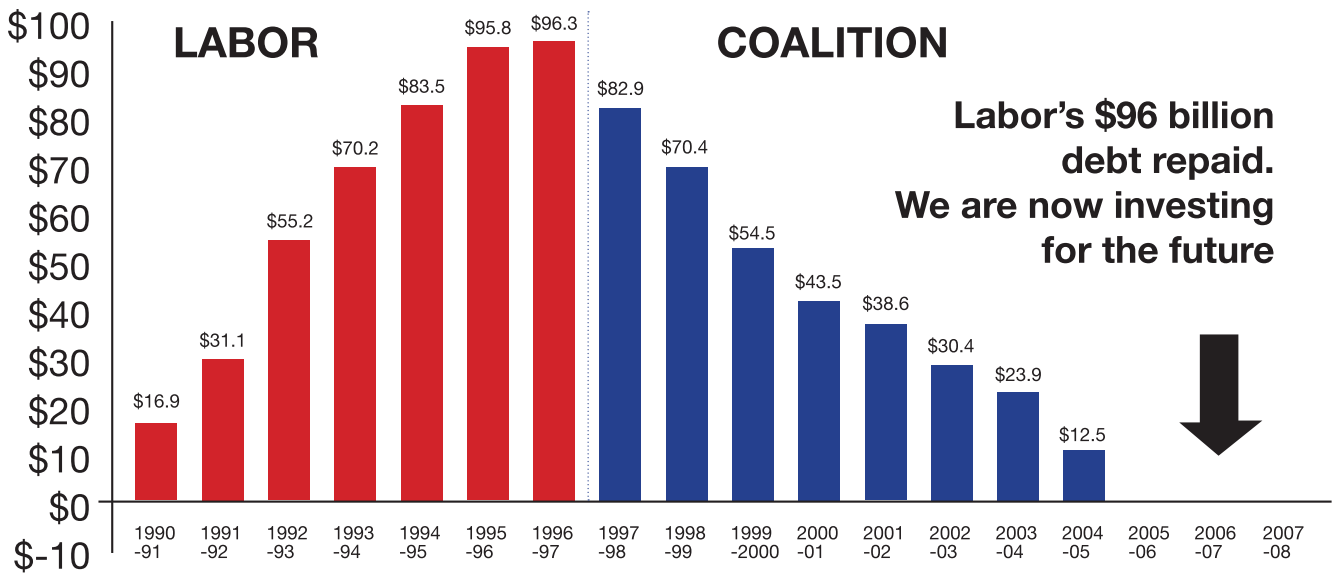


# Increase in Real Wages

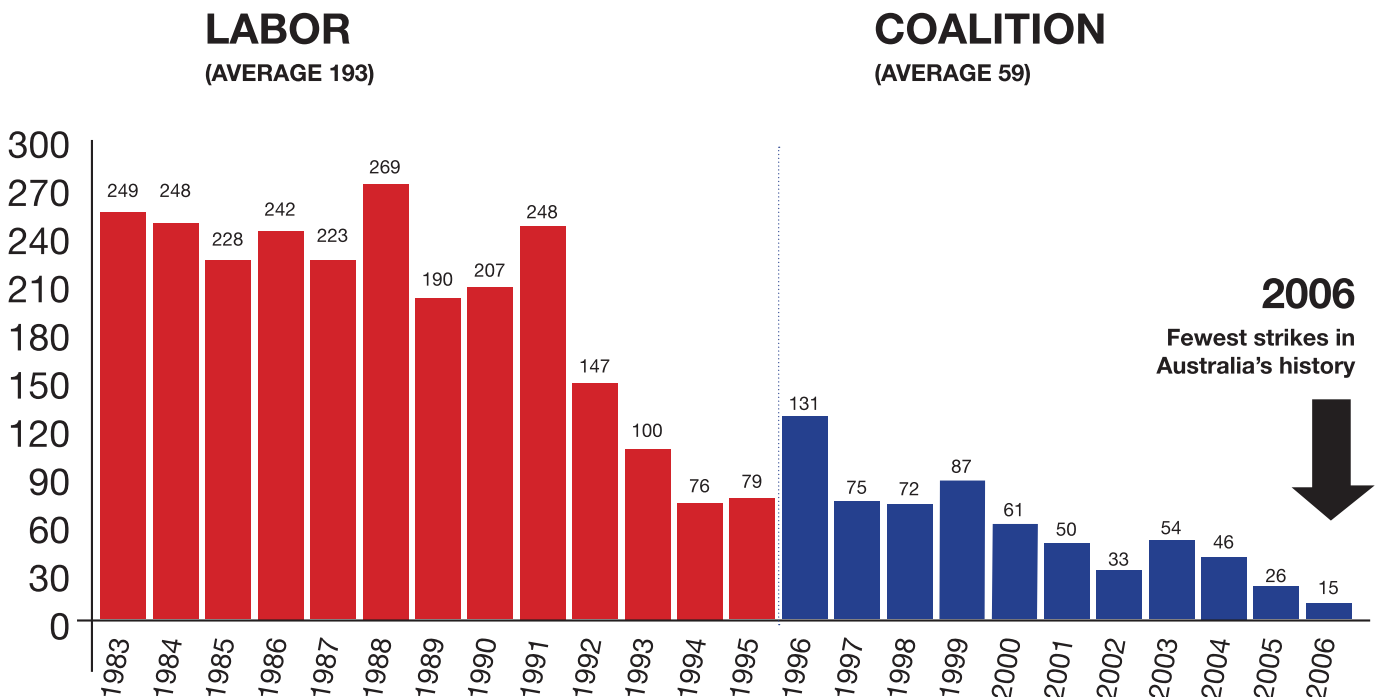
(Increase in average wages, taking into account cost of living increases):



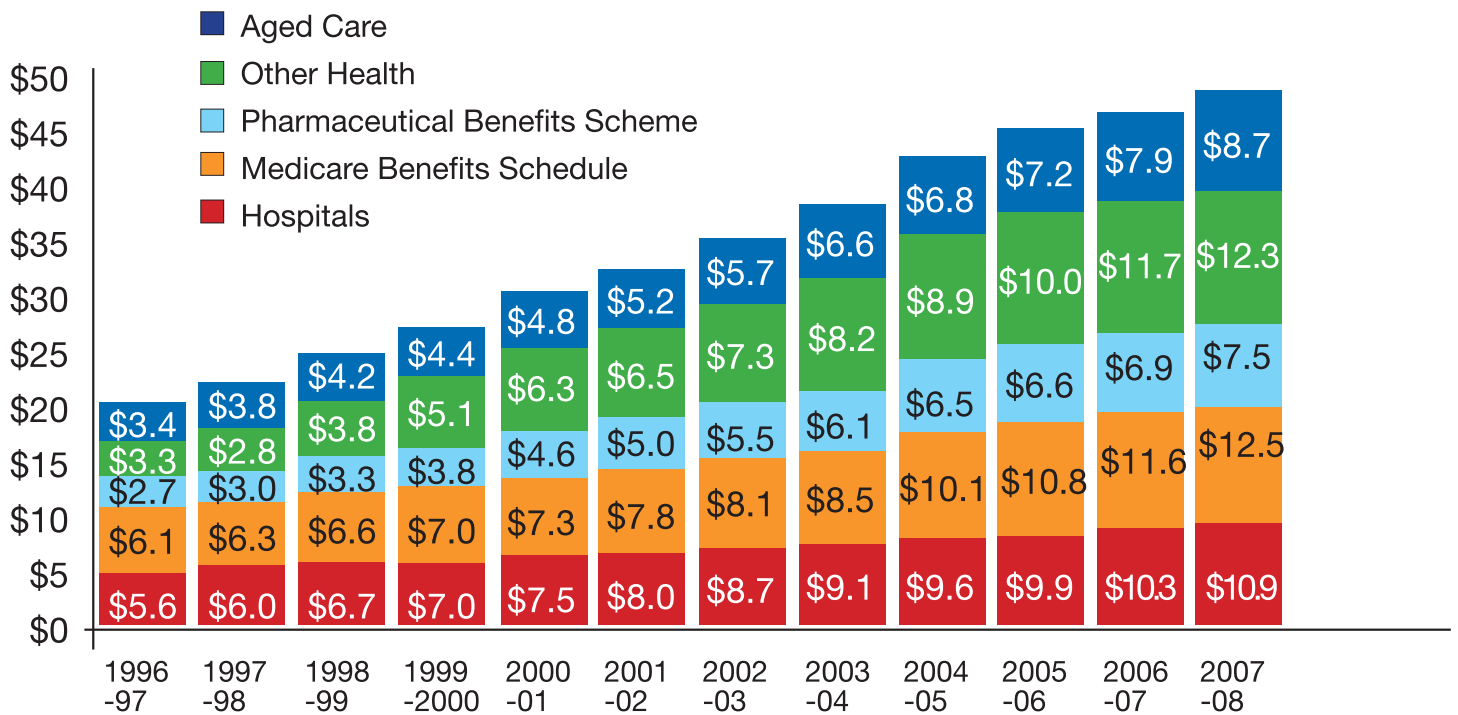
# Net Government Debt (\$ Billions):



# Workplace Disputes (Working Days lost per 1,000 Employees):



# Growing Health Investment (\$ Billions):



# Unemployment (Annual Averages):

