


Final  
Heat A  
Run 1

Outdoor Track, 0 Km



**Official Results**


| Pos | No. | Name           | Laps | Total Tm  | Diff        | Gap         | Best Tm | In Lap | Nat/State   | Sponsor |
|-----|-----|----------------|------|-----------|-------------|-------------|---------|--------|-------------|---------|
| 1   | 1   | KYLE RHODES    | 41   | 20:06.431 |             |             | 26.921  | 5      | DSM         |         |
| 2   | 5   | JUSTIN DRINK   | 38   | 20:15.123 | --3 Laps--  | --3 Laps--  | 28.937  | 6      |             |         |
| 3   |     | LESTER         | 36   | 20:10.642 | --5 Laps--  | --2 Laps--  | 28.891  | 18     |             |         |
| 4   |     | LAMAR          | 36   | 20:23.490 | 12.848      | 12.848      | 28.923  | 20     |             |         |
| 5   | 2   | LARRY BROMMELL | 36   | 20:27.629 | 16.987      | 4.139       | 28.746  | 28     |             |         |
| 6   | 2   | JEFF LEGASSEY  | 34   | 20:27.232 | --7 Laps--  | --2 Laps--  | 30.421  | 32     |             |         |
| 7   |     | LORENZO        | 22   | 12:22.882 | --19 Laps-- | --12 Laps-- | 30.167  | 15     |             |         |
| 8   | 6   | PAULO CORREIA  | 20   | 20:30.722 | --21 Laps-- | --2 Laps--  | 15.741  | 13     |             |         |
| 9   |     | SEAN MCCARTHY  | 14   | 8:15.589  | --27 Laps-- | --6 Laps--  | 29.338  | 4      |             |         |
| 10  | 4   | JAMIE GRAYEK   | 9    | 4:40.762  | --32 Laps-- | --5 Laps--  | 28.704  | 1      | S+W Fuel, A |         |

| Car    | 1      | 5      | 2      | 2      | 6      | 4      |        |        |        |        |
|--------|--------|--------|--------|--------|--------|--------|--------|--------|--------|--------|
| Lap 1  | 28.459 | 35.615 | 33.755 | 29.542 | 40.957 | 41.410 | 31.429 | 34.922 | 33.334 | 28.704 |
| Lap 2  | 27.169 | 31.798 | 37.063 | 43.993 | 33.316 | 35.609 | 32.268 | 54.226 | 31.845 | 29.232 |
| Lap 3  | 29.627 | 33.040 | 33.337 | 31.612 | 38.566 | 32.421 | 30.391 | 32.782 | 42.092 | 30.911 |
| Lap 4  | 28.613 | 30.033 | 30.798 | 29.971 | 28.991 | 34.347 | 31.231 | 34.344 | 29.338 | 28.940 |
| Lap 5  | 26.921 | 35.981 | 37.432 | 31.406 | 29.443 | 30.796 | 33.589 | 40.318 | 30.491 | 28.833 |
| Lap 6  | 28.147 | 28.937 | 31.875 | 30.978 | 29.537 | 31.282 | 31.452 | 34.392 | 34.782 | 30.078 |
| Lap 7  | 27.835 | 35.591 | 32.032 | 30.809 | 30.934 | 39.628 | 32.196 | 30.622 | 37.922 | 29.711 |
| Lap 8  | 27.644 | 29.457 | 31.092 | 34.221 | 40.644 | 31.637 | 31.554 | 35.006 | 30.356 | 29.819 |
| Lap 9  | 27.802 | 29.270 | 36.267 | 39.027 | 29.314 | 31.813 | 30.566 | 44.229 | 34.670 | 29.711 |
| Lap 10 | 27.809 | 29.524 | 30.982 | 43.855 | 31.186 | 35.376 | 31.062 | 37.235 | 30.622 |        |
| Lap 11 | 28.922 | 32.107 | 36.752 | 31.206 | 29.626 | 33.146 | 31.446 | 30.945 | 41.048 |        |
| Lap 12 | 29.427 | 29.479 | 35.544 | 30.903 | 30.232 | 36.598 | 31.963 | 37.044 | 31.525 |        |
| Lap 13 | 28.020 | 35.800 | 42.269 | 29.689 | 30.172 | 45.745 | 31.508 | 15.741 | 34.258 |        |
| Lap 14 | 27.335 | 38.345 | 29.616 | 30.990 | 32.180 | 33.393 | 44.244 | 40.291 | 33.301 |        |
| Lap 15 | 28.168 | 30.445 | 32.302 | 32.405 | 30.392 | 37.823 | 30.167 | 36.174 |        |        |

Time Text

Final  
Heat A  
Run 1

Outdoor Track, 0 Km



**Official Results**


| Pos | No. | Name           | Laps | Total Tm  | Diff        | Gap         | Best Tm | In Lap | Nat/State   | Sponsor |
|-----|-----|----------------|------|-----------|-------------|-------------|---------|--------|-------------|---------|
| 1   | 1   | KYLE RHODES    | 41   | 20:06.431 |             |             | 26.921  | 5      | DSM         |         |
| 2   | 5   | JUSTIN DRINK   | 38   | 20:15.123 | --3 Laps--  | --3 Laps--  | 28.937  | 6      |             |         |
| 3   |     | LESTER         | 36   | 20:10.642 | --5 Laps--  | --2 Laps--  | 28.891  | 18     |             |         |
| 4   |     | LAMAR          | 36   | 20:23.490 | 12.848      | 12.848      | 28.923  | 20     |             |         |
| 5   | 2   | LARRY BROMMELL | 36   | 20:27.629 | 16.987      | 4.139       | 28.746  | 28     |             |         |
| 6   | 2   | JEFF LEGASSEY  | 34   | 20:27.232 | --7 Laps--  | --2 Laps--  | 30.421  | 32     |             |         |
| 7   |     | LORENZO        | 22   | 12:22.882 | --19 Laps-- | --12 Laps-- | 30.167  | 15     |             |         |
| 8   | 6   | PAULO CORREIA  | 20   | 20:30.722 | --21 Laps-- | --2 Laps--  | 15.741  | 13     |             |         |
| 9   |     | SEAN MCCARTHY  | 14   | 8:15.589  | --27 Laps-- | --6 Laps--  | 29.338  | 4      |             |         |
| 10  | 4   | JAMIE GRAYEK   | 9    | 4:40.762  | --32 Laps-- | --5 Laps--  | 28.704  | 1      | S+W Fuel, A |         |

|        |        |        |        |        |        |        |        |        |
|--------|--------|--------|--------|--------|--------|--------|--------|--------|
| Lap 16 | 43.155 | 31.325 | 32.191 | 32.409 | 28.935 | 31.276 | 31.647 | 36.401 |
| Lap 17 | 27.211 | 29.740 | 30.512 | 33.063 | 31.286 | 32.430 | 30.187 | 33.383 |
| Lap 18 | 27.854 | 29.334 | 28.891 | 35.138 | 38.122 | 33.045 | 31.035 | 22.874 |
| Lap 19 | 29.119 | 29.142 | 33.803 | 37.884 | 32.097 | 34.006 | 36.681 | 32.939 |
| Lap 20 | 27.602 | 31.846 | 31.783 | 28.923 | 39.208 | 31.464 | 32.208 | 32.001 |
| Lap 21 | 28.126 | 29.091 | 29.703 | 37.075 | 29.399 | 39.433 | 31.303 |        |
| Lap 22 | 27.462 | 31.005 | 30.929 | 38.713 | 28.937 | 32.811 | 48.585 |        |
| Lap 23 | 33.303 | 36.899 | 30.711 | 41.162 | 35.866 | 41.495 |        |        |
| Lap 24 | 27.936 | 30.562 | 30.400 | 30.795 | 29.412 | 38.915 |        |        |
| Lap 25 | 28.662 | 29.912 | 39.315 | 32.482 | 29.816 | 32.962 |        |        |
| Lap 26 | 28.114 | 29.659 | 31.768 | 31.513 | 29.112 | 31.531 |        |        |
| Lap 27 | 27.777 | 30.035 | 30.082 | 34.980 | 44.432 | 46.243 |        |        |
| Lap 28 | 32.258 | 37.822 | 41.083 | 38.213 | 28.746 | 41.845 |        |        |
| Lap 29 | 30.891 | 29.799 | 31.162 | 35.761 | 30.390 | 33.041 |        |        |
| Lap 30 | 38.688 | 30.564 | 32.104 | 32.367 | 31.026 | 33.652 |        |        |
| Lap 31 | 28.287 | 30.784 | 31.172 | 31.465 | 29.425 | 33.512 |        |        |

Time Text

Final  
Heat A  
Run 1

Outdoor Track, 0 Km



**Official Results**

| Pos | No. | Name           | Laps | Total Tm  | Diff        | Gap         | Best Tm | In Lap | Nat/State   | Sponsor |
|-----|-----|----------------|------|-----------|-------------|-------------|---------|--------|-------------|---------|
| 1   | 1   | KYLE RHODES    | 41   | 20:06.431 |             |             | 26.921  | 5      | DSM         |         |
| 2   | 5   | JUSTIN DRINK   | 38   | 20:15.123 | --3 Laps--  | --3 Laps--  | 28.937  | 6      |             |         |
| 3   |     | LESTER         | 36   | 20:10.642 | --5 Laps--  | --2 Laps--  | 28.891  | 18     |             |         |
| 4   |     | LAMAR          | 36   | 20:23.490 | 12.848      | 12.848      | 28.923  | 20     |             |         |
| 5   | 2   | LARRY BROMMELL | 36   | 20:27.629 | 16.987      | 4.139       | 28.746  | 28     |             |         |
| 6   | 2   | JEFF LEGASSEY  | 34   | 20:27.232 | --7 Laps--  | --2 Laps--  | 30.421  | 32     |             |         |
| 7   |     | LORENZO        | 22   | 12:22.882 | --19 Laps-- | --12 Laps-- | 30.167  | 15     |             |         |
| 8   | 6   | PAULO CORREIA  | 20   | 20:30.722 | --21 Laps-- | --2 Laps--  | 15.741  | 13     |             |         |
| 9   |     | SEAN MCCARTHY  | 14   | 8:15.589  | --27 Laps-- | --6 Laps--  | 29.338  | 4      |             |         |
| 10  | 4   | JAMIE GRAYEK   | 9    | 4:40.762  | --32 Laps-- | --5 Laps--  | 28.704  | 1      | S+W Fuel, A |         |

|        |        |        |        |        |        |        |
|--------|--------|--------|--------|--------|--------|--------|
| Lap 32 | 28.866 | 31.827 | 32.031 | 32.355 | 30.976 | 30.421 |
| Lap 33 | 28.895 | 30.154 | 30.649 | 29.391 | 31.297 | 42.247 |
| Lap 34 | 28.634 | 29.781 | 35.792 | 31.586 | 28.777 | 37.145 |
| Lap 35 | 33.348 | 32.038 | 32.239 | 29.654 | 28.747 |        |
| Lap 36 | 28.238 | 29.188 | 34.060 | 32.303 | 29.510 |        |
| Lap 37 | 27.236 | 29.779 |        |        |        |        |
| Lap 38 | 28.123 | 30.460 |        |        |        |        |
| Lap 39 | 27.557 |        |        |        |        |        |
| Lap 40 | 27.347 |        |        |        |        |        |
| Lap 41 | 27.530 |        |        |        |        |        |

| Time | Text |
|------|------|
|------|------|